



Cradle Mount

Multi-featured wire management for industrial automation applications.

MADE FOR REAL 

Cradle Mount – More Than Meets the IA

HellermannTyton presents the one-of-a-kind Cradle Mount, an industrial wire management solution we designed from an entirely new blueprint.

Developed for industrial automation cabling installers, Cradle Mount takes into consideration the first steps of the install. Wiring can be laid into the mount before the final fastening with a cable tie. This allows for multiple wire runs to be added, and also enables staging the configuration to ensure it's perfect. On track systems, such as 80/20 frames, the mount can be repositioned as necessary to test the ideal placement before committing to it.

Our new EZ Feed clears the way for a cable tie to be inserted into the mount without obstructions. And the Cradle Mount's unique CutZone enables safer cutting of the cable tie should rework become necessary.

Mounting onto a panel



Option 1

- Drill a hole into panel surface.
- Attach mount with a #8 screw.



Option 2

- Peel and stick the mount onto the panel surface.

Mounting onto an aluminum frame



Use an M4 screw and T-nut (sold separately).

Mounting onto an 80/20 40-15 Series aluminum frame



- Insert back of mount, parallel to frame channel.
- Twist mount a quarter turn clockwise to engage mount onto frame.

Using the Cradle Mount



Untethered multi-wire support during assembly

- Place wires in cradle arms as you begin to plan your route.
- Remove wires as needed.



Change mount location, if needed, on aluminum frames during assembly

- Give mount a quarter twist (frame mount) or loosen the screw (screw mount).



EZ Feed

- Once assembly is complete, secure the bundle by sliding a cable tie through the EZ Feed without any obstructions or resistance.



CutZone

- If installed bundle needs to be serviced or removed, the CutZone enables safe removal of the cable tie without risk of nicking the wires.


Screw Mounting Bases

Cradle Mount

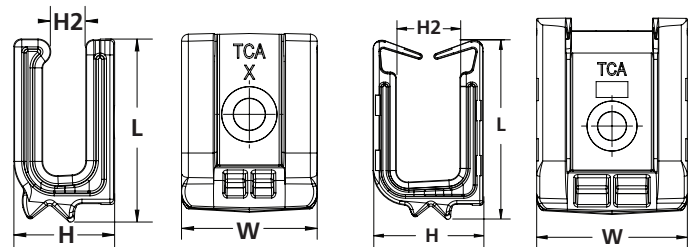
Part of our sustainable line of products, the ReSource product family features solutions made from post-industrial recycled material. It is impact resistant and heat stabilized for a range of operation environments and applications. This cradle mount attaches to a panel with a screw or goes onto a frame using a screw and T-nut. It is ideal for routing wires in industrial applications where rework and adjustments are common. Mount features a cradle opening for cable retention. The cradle arms can hold wires for simple adjustments and cable additions during staging and protect against abrasion and cable damage. To permanently mount the bundle, the EZ Feed slot eliminates common obstructions to insert cable ties faster. Optional "retention arms" version needs no cable tie to retain cables. During rework, the CutZone prevents wire damage when cutting off cable ties.

Features and Benefits

- Made from our PA66HIRHS(REC) post-industrial recycled material, this product offers exceptional performance in a wide range of industries and applications.
- The ReSource family of products helps companies meet their sustainability goals.
- Cradle holds wires along routing path while staging, allowing adjustments until ready to make permanent.
- Optional "retention arms" version needs no cable tie to retain cables.
- Unique EZ Feed slot maintains clear space to insert cable ties faster.
- Built-in CutZone safety feature prevents damage to wires and cables when servicing.
- Allows flexibility of frame size and mounting location with #8 (M4) screw into panel surface or with T-nut in frame.



MATERIAL	Polyamide 6.6 recycled, high impact modified, heat stabilized (PA66HIRHS(REC))
Operating Temperature	-40°F to +221°F (-40°C to +105°C)
Flammability	UL 94 HB



PART NO.	TYPE	Cable Tie Series	Mounting Screw Type	Length (L) in. (mm)	Width (W) in. (mm)	Height (H) in. (mm)	Cradle Size (H2) in. (mm)	Color	Pkg. Qty.
151-04304	CTCM6CZS	T18-T120	#8 (M4) Screw	1.0 (25.4)	0.76 (19.3)	0.55 (14.0)	0.24 (6.0)	Black	100
151-04484	CTCM6CZS_AE			1.21 (30.9)	0.76 (19.3)	0.55 (14.0)	0.24 (6.0)		
151-04305	CTCM11CZS			1.21 (30.9)	0.93 (23.7)	0.75 (19.0)	0.43 (11.0)		
151-04485	CTCM11CZS_AE			1.21 (30.9)	0.93 (23.7)	0.75 (19.0)	0.43 (11.0)		

Dimensions are approximate and subject to technical changes. Use Part No. for ordering and Type for specification purposes.



Bundling and Securing

Cable Tie Mounts

Aluminum Frame Mounts

Cradle Mount

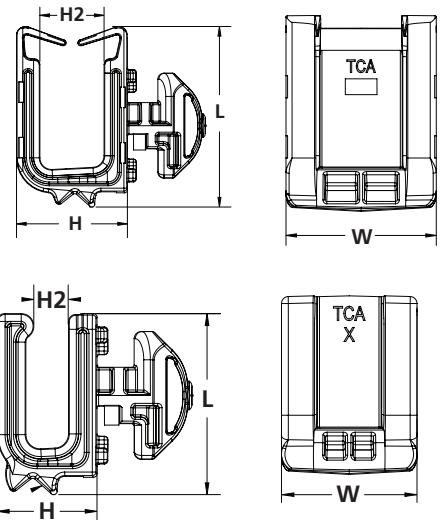
Part of our sustainable line of products, the ReSource product family features solutions made from post-industrial recycled material. It is impact resistant and heat stabilized for a range of operation environments and applications. This cradle mount with frame attachment can be twisted into industrial frames and is ideal for routing wires in industrial applications where rework and adjustments are common. Mount features a cradle opening for cable retention. The cradle arms can hold wires for simple adjustments and cable additions during staging and protect against abrasion and cable damage. To permanently mount the bundle, the EZ Feed slot eliminates common obstructions to insert cable ties faster. Optional "retention arms" version needs no cable tie to retain cables. During rework, the CutZone prevents wire damage when cutting off cable ties.

Features and Benefits

- Made from our PA66HIRHS(REC) post-industrial recycled material, this product offers exceptional performance in a wide range of industries and applications.
- The ReSource family of products helps companies meet their sustainability goals.
- Cradle holds wires along routing path while staging, allowing adjustments until ready to make permanent.
- Optional "retention arms" version needs no cable tie to retain cables.
- Unique EZ Feed slot maintains clear space to insert cable ties faster.
- Built-in CutZone safety feature prevents damage to wires and cables when servicing.
- Frame mount allows for simple quarter-turn mounting into 80/20, 40- or 15-Series aluminum frames.
- Acrylic adhesive provides superior strength and longevity compared to many other adhesive options.



MATERIAL	Polyamide 6.6 recycled, high impact modified, heat stabilized (PA66HIRHS(REC))
Operating Temperature	-40°F to +221°F (-40°C to +105°C)
Flammability	UL 94 HB



resource

PART NO.	TYPE	Cable Tie Series	Length (L) in. (mm)	Width (W) in. (mm)	Height (H) in. (mm)	Cradle Size (H2) in. (mm)	T-Slot Width in. (mm)	Color	Pkg. Qty.
151-04302	CTCM6CZF	T18-T120	1.0 (25.4)	0.76 (19.3)	0.55 (14.0)	0.24 (6.0)	0.32 (8.0)	Black	100
151-04483	CTCM6CZF_AE		1.21 (30.9)	0.76 (19.3)	1.07 (27.3)	0.24 (6.0)	0.32 (8.0)		
151-04303	CTCM11CZF		1.21 (30.9)	0.93 (23.73)	1.27 (32.3)	0.43 (11.0)	0.32 (8.0)		
151-04482	CTCM11CZF_AE		1.21 (30.9)	0.93 (23.73)	1.27 (32.3)	0.43 (11.0)	0.32 (8.0)		

Dimensions are approximate and subject to technical changes. Use Part No. for ordering and Type for specification purposes.

Adhesive Mounting Bases

Cradle Mount

The cradle mount with adhesive attaches to smooth panels without the need to drill holes and is ideal for routing wires in industrial applications where rework and adjustments are common. Mount features a cradle opening for cable retention. The cradle arms can hold wires for simple adjustments and cable additions during staging and protect against abrasion and cable damage. To permanently mount the bundle, the EZ Feed slot eliminates common obstructions to insert cable ties faster. Optional "retention arms" version needs no cable tie to retain cables. During rework, the CutZone prevents wire damage when cutting off cable ties.



Features and Benefits

- Cradle holds wires along routing path while staging, allowing adjustments until ready to make permanent.
- Optional "retention arms" version needs no cable tie to retain cables.
- Unique EZ Feed slot maintains clear space to insert cable ties faster.
- Built-in CutZone safety feature prevents damage to wires and cables when servicing.
- Acrylic adhesive provides superior strength and longevity compared to many other adhesive options.

MATERIAL	Polyamide 6.6 heat stabilized (PA66HS)
Operating Temperature	-13°F to +158°F (-25°C to +70°C)
Flammability	UL 94 V-2 (excluding adhesive)

RoHS



PART NO.	TYPE	Cable Tie Series	Length (L) in. (mm)	Width (W) in. (mm)	Height (H) in. (mm)	Cradle Size (H2) in. (mm)	Color	Pkg. Qty.
151-04576*	CTCM6CZA	T18 - T120	1.0 (25.7)	0.76 (19.3)	0.59 (15.1)	0.24 (6.0)	Black	100
151-04724*			1.0 (25.7)	0.76 (19.3)	0.59 (15.1)	0.24 (6.0)	White	100
151-04575*	CTCM11CZA	T18 - T120;GT.375	1.0 (25.7)	0.93 (23.73)	0.79 (20.1)	0.43 (11.0)	Black	100
151-04725*			1.0 (25.7)	0.93 (23.73)	0.79 (20.1)	0.43 (11.0)	White	100
151-04620*	CTCM6CZA-AE	T18 - T120	1.23 (31.2)	0.76 (19.3)	0.59 (15.1)	0.24 (6.0)	Black	100
151-04726*			1.23 (31.2)	0.76 (19.3)	0.59 (15.1)	0.24 (6.0)	White	100
151-04619*	CTCM11CZA-AE	T18 - T120;GT.375	1.23 (31.2)	0.93 (23.73)	0.79 (20.1)	0.43 (11.0)	Black	100
151-04727*			1.23 (31.2)	0.93 (23.73)	0.79 (20.1)	0.43 (11.0)	White	100

Dimensions are approximate and subject to technical changes. Use Part No. for ordering and Type for specification purposes.

*This product meets UL standards. Please go to hellermannityton.us for specific file numbers.



Please note - not all products listed on this page may have this approval. Please see hellermannityton.us for the latest approvals.

Bundling and Securing

Cable Tie Mounts


Surface Preparation and Application for Adhesive Mounts on Metallic Surfaces:

For best adhesive performance, follow surface preparation below.


**Bond strength will increase over time.*



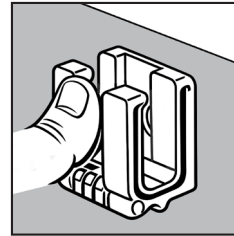
1. Mounting surface must be thoroughly cleaned prior to applying adhesive pad. Use a 50/50 mix of isopropanol and water for best results, as commercial cleaners may leave residue.



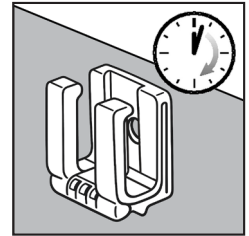
2. Allow surface to completely dry before proceeding to next step.



3. Taking care not to touch adhesive, peel off protective backing.



4. Press your thumb firmly against the mount with 15 lb of pressure for several seconds.




5. Wait several hours to allow the adhesive to fully bond with the surface.


Storage Guidelines:

HellermannTyton products are designed for longevity and performance in a wide range of applications. When possible, products should be stored in their sealed bags in a temperature and humidity-controlled environment until use. Protect the products from long-term exposure to direct sunlight and away from direct heat sources. Ideal storage conditions are 73°F (22.8°C) and 50% relative humidity. Once opened, use product as soon as possible.

Ideal storage conditions:



73°F



50% relative humidity

Shelf Life:

Adhesive mount products are recommended to be used within 24 months of purchase. HellermannTyton recommends testing products in the intended applications before final usage to verify proper functionality.

HellermannTyton North American Corporate Headquarters

7930 N. Faulkner Rd, PO Box 245017
Milwaukee, WI 53224-9517
Phone: (414) 355-1130, (800) 537-1512
Fax: (414) 355-7341, (800) 848-9866
email: corp@htamericas.com
www.hellermann.tyton.com

IATF 16949, AS9100, ISO 9001 and ISO14001 certified

HellermannTyton Canada

Unit #4, 205 Industrial Parkway North
Aurora, Ontario L4G 4C4 Canada
Phone: (800) 661-2461
Fax: (800) 390-3904
email: sales@hellermanntyton.ca

HellermannTyton Mexico

Anillo Periferico Sur 7980 Edificio 6A
Parque Industrial Tecnológico II
Santa María Tequepexpan
Tlaquepaque, Jalisco, Mexico 45601
Phone: 011-52-33-3-133-9880
Fax: 011-52-33-3-133-9861
email: info-mx@hellermanntyton.com

ISO 9001 certified

Warranty Policy – HellermannTyton products are warranted to be free from defects in material and workmanship at the time sold by us; but our obligation under this warranty and that of the seller is limited to the replacement of the product, and neither we nor the seller are bound by any other warranty, expressed, implied or statutory. Under no circumstances are we or the seller liable for any loss, damage, expenses or consequential damages of any kind arising out of the use or inability to use these products. All are sold with the understanding that the user will test them in actual use and determine their adaptability for the intended uses.