



For a cross reference of competitor parts, please visit www.Heyco.com

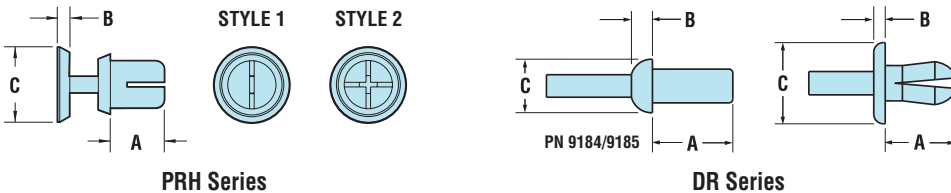


HEYClip™ Countersunk Type "H" Rivets

WILL FIT THESE PANELS					PART NO.			DESCRIPTION	PART DIMENSIONS						EXTRACTION FORCE		
MOUNTING HOLE DIA.		PANEL THICKNESS			Black	White	V-0 Black *		A Length		B Head Height		C Head Diameter		N	Style	
in.	mm.	Min.	Max.	in.					mm.	in.	mm.	in.	mm.	in.			mm.
PRH Series																	
.102	2,6	.22	5,5	.26	6,5	9118	9119	9118F	PRH 102-217	.33	8,5	.03	0,7	.18	4,6	49	1
.122	3,1	.04	1,0	.08	2,0	9156	9157	9156F	PRH 122-039	.14	3,5					78	1
		.08	2,0	.12	3,0	9158	9159	9158F	PRH 122-079	.18	4,5	.04	1,0	.25	6,4		
		.12	3,0	.16	4,0	9160	9161	9160F	PRH 122-118	.22	5,5						
		.16	4,0	.19	5,0	9162	9163	9162F	PRH 122-157	.26	6,5						
		.20	5,0	.24	6,0	9164	9165	9164F	PRH 122-197	.31	7,5	.04	1,0	.24	6,0		
		.22	5,5	.26	6,5	9166	9167	9166F	PRH 122-217	.32	8,0						
		.26	6,5	.30	7,5	9168	9169	9168F	PRH 122-256	.35	9,0	.04	1,0	.25	6,4		
.30	7,5	.34	8,5	9170	9171	9170F	PRH 122-295	.39	10,0								
.142	3,6	.04	1,0	.08	2,0	9172	9173	9172F	PRH 142-039	.14	3,5				118	2	
		.08	2,0	.12	3,0	9174	9175	9174F	PRH 142-079	.19	4,5	.04	1,0	.25			6,4
		.12	3,0	.16	4,0	9176	9177	9176F	PRH 142-118	.22	5,5						
		.14	3,5	.18	4,5	9178	9179	9178F	PRH 142-138	.24	6,0						
		.18	4,5	.22	5,5	9180	9181	9180F	PRH 142-177	.28	7,0	.04	1,0	.24			6,0
		.22	5,5	.26	6,5	9182	9183	-	PRH 142-217	.32	8,0						

Standard colors black and white.

*Black nylon 6/6 UL 94V-0.



- Flat, **chamfered rivet head** for **easier disassembly** when required.
- Accommodate countersunk hole specification DIN ISO 7721.
- The "H" type rivet is designed with a flat head for fast and easy installation, without any tools.
- Simply place rivet into the hole and press down on the head to fasten.
- Part Description Key: PRH X-Y where X = Mounting Hole Diameter (inches) and Y = minimum Panel Thickness (inches).
- Standard Material: Nylon 6. Nylon 6/6 UL 94V-0 available by special order, consult Heyco.
- Standard Pack - 1,000/bag.

ALL NEW PRODUCTS!

STANDARD PACK 1,000/BAG



HEYClip™ Push (aka Drive) Rivets

WILL FIT THESE PANELS					PART NO.		DESCRIPTION	PART DIMENSIONS						
MOUNTING HOLE DIA.		PANEL THICKNESS			Black	Natural		A Length		B Head Height		C Head Diameter		
in.	mm.	Min.	Max.	in.				mm.	in.	mm.	in.	mm.	in.	mm.
DR Series														
.187	4,8	.04	1,0	.38	9,5	9184	9185	DR 189-039	.42	10,7	.06	1,5	.28	7,1
		.16	4,0	.28	7,1	9186	9187	DR 189-158	.38	9,7	.06	1,5	.43	10,9
.218	5,5	.09	2,4	.16	4,0	9188	9189	DR 217-094	.45	11,4	.08	2,0	.37	9,4
		.06	1,5	.25	6,4	9190	9191	DR 252-059	.37	9,3	.19	4,7	.44	11,1
.250	6,4	.28	7,1	.50	12,7	9192	9193	DR 252-280	.62	15,8	.08	2,0	.47	11,9

Standard colors black and natural.

- Install by placing rivet into hole and pushing the drive pin into the rivet to expand legs and lock in place.
- No tools required.
- Part Description Key: DR X-Y where X = Mounting Hole Diameter (inches) and Y = minimum Panel Thickness (inches).
- Standard Pack - 1,000/bag.

Material	PRH Series - Nylon 6	DR Series - Nylon 6/6
Flammability Rating	94V-2	
Temperature Rating	-0.4°F (-18°C) to 185°F (85°C)	

Quick Specs

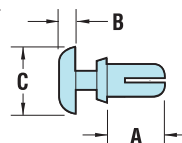


HEYClip™ Snap Rivets

- Designed for **fast and easy installation with no tools** - just fingertip pressure required.
- Simply place rivet into the hole and press down on the head to fasten; legs expand to securely fasten components.
- To release, simply pull up on rivet head section.
- Round head provides a clean, finished look.
- Part Description Key: PR X-Y where X = Mounting Hole Diameter (inches) and Y = minimum Panel Thickness (inches).
- Standard Material: Nylon 6. Nylon 6/6 UL 94V-0 available by special order, consult Heyco.
- Standard Pack - 1,000/bag.

WILL FIT THESE PANELS				PART NO.			DESCRIPTION	PART DIMENSIONS						EXTRACTION FORCE			
MOUNTING HOLE DIA.		PANEL THICKNESS		Black	White	V-0 Black *		A Length		B Head Height		C Head Diameter		N	Style		
in.	mm.	Min. in.	Max. mm.	in.	mm.	in.	mm.	in.	mm.	in.	mm.	in.	mm.				
PR Series																	
.083	2,1	.02	0,6	.05	1,2	9296	9297	9296F	PR 083-024	.10	2,4						
		.05	1,3	.08	2,0	9300	9301	9300F	PR 083-051	.13	3,2						
		.08	2,1	.11	2,8	9302	9303	9302F	PR 083-083	.16	4,0						
		.11	2,9	.14	3,6	9304	9305	9304F	PR 083-114	.19	4,8	.05	1,2	.17	4,2	29	2
		.15	3,7	.17	4,4	9306	9307	9306F	PR 083-146	.22	5,6						
		.17	4,4	.20	5,0	9308	9309	9308F	PR 083-173	.25	6,4						
.102	2,6	.04	1,0	.08	2,0	9020	9021	9020F	PR 102-039	.13	3,2						
		.08	2,0	.12	3,0	9022	9023	9022F	PR 102-082	.17	4,2						
		.11	2,7	.14	3,6	9024	9025	9024F	PR 102-106	.19	4,8						
		.13	3,4	.17	4,3	9026	9027	9026F	PR 102-134	.22	5,6	.06	1,4	.20	5,0	49	2
		.17	4,3	.21	5,2	9310	9311	9310F	PR 102-169	.25	6,4						
		.20	5,1	.24	6,0	9312	9313	9312F	PR 102-201	.28	7,2						
.122	3,1	.04	1,0	.08	2,0	9028	9029	9028F	PR 122-039	.14	3,5						
		.08	2,0	.12	3,0	9030	9031	9030F	PR 122-079	.18	4,5						
		.12	3,0	.16	4,0	9032	9033	9032F	PR 122-118	.22	5,6						
		.16	4,0	.19	5,0	9034	9035	9034F	PR 122-157	.26	6,5						
		.20	5,0	.24	6,0	9036	9037	9036F	PR 122-197	.30	7,5						
		.22	5,5	.26	6,5	9038	9039	9038F	PR 122-217	.32	8,0	.06	1,6	.25	6,4	78	2
		.26	6,5	.30	7,5	9040	9041	9040F	PR 122-256	.35	9,0						
		.30	7,5	.34	8,5	9042	9043	9042F	PR 122-295	.39	10,0						
		.45	11,5	.51	13,0	9314	9315	9314F	PR 122-453	.57	14,5						
		.81	20,5	.85	21,5	9316	9317	9316F	PR 122-807	.91	23,0						
.142	3,6	.05	1,2	.08	2,1	9044	9045	9044F	PR 142-047	.14	3,5						
		.08	2,1	.12	3,0	9046	9047	9046F	PR 142-083	.18	4,5						
		.11	2,7	.14	3,6	9048	9049	9048F	PR 142-106	.20	5,0						
		.12	3,0	.16	4,0	9050	9051	9050F	PR 142-118	.22	5,6	.06	1,6	.25	6,4	118	1
		.15	3,7	.18	4,6	9052	9053	9052F	PR 142-146	.24	6,0						
		.18	4,5	.22	5,5	9054	9055	9054F	PR 142-177	.28	7,0						
		.22	5,5	.26	6,5	9056	9057	9056F	PR 142-217	.32	8,0						
.161	4,1	.10	2,5	.14	3,5	9058	9059	9058F	PR 161-098	.20	5,0						
		.14	3,5	.18	4,5	9060	9061	9060F	PR 161-138	.24	6,0						
		.18	4,5	.22	5,5	9062	9063	9062F	PR 161-177	.28	7,0						
		.22	5,5	.26	6,5	9064	9065	9064F	PR 161-217	.32	8,0	.07	1,8	.32	8,0	196	1
		.26	6,5	.30	7,5	9066	9067	9066F	PR 161-256	.35	9,0						
		.30	7,5	.34	8,5	9068	9069	9068F	PR 161-295	.39	10,0						
		.35	9,0	.41	10,5	9318	9319	9318F	PR 161-354	.47	12,0						
.49	12,5	.55	14,0	9320	9321	9320F	PR 161-492	.61	15,5								

Standard colors black and white.
*Black nylon 6/6 UL 94V-0.



STYLE 1



STYLE 2



Material	Nylon 6
Flammability Rating	94V-2
Temperature Rating (min and max)	-0.4°F (-18°C) to 185°F (85°C)

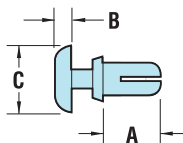
Quick Specs



HEYClip™ Snap Rivets – Continued

WILL FIT THESE PANELS					PART NO.			DESCRIPTION	PART DIMENSIONS						EXTRACTION FORCE		
MOUNTING HOLE DIA.		PANEL THICKNESS			Black	White	V-0 Black *		A Length		B Head Height		C Head Diameter		N	Style	
in.	mm.	Min.	Max.	in.				mm.	in.	mm.	in.	mm.	in.	mm.			in.
PR Series																	
.201	5,1	.06	1,5	.10	2,5	9070	9071	9070F	PR 201-059	.18	4,5					1	
		.10	2,5	.14	3,5	9072	9073	9072F	PR 201-098	.22	5,6						
		.14	3,5	.18	4,5	9074	9075	9074F	PR 201-138	.26	6,5						
		.18	4,5	.22	5,5	9076	9077	9076F	PR 201-177	.30	7,5	.09	2,2	.35	9,0		245
		.22	5,5	.26	6,5	9078	9079	9078F	PR 201-217	.34	8,5						
		.26	6,5	.30	7,5	9080	9081	9080F	PR 201-256	.37	9,5						
		.30	7,5	.34	8,5	9082	9083	9082F	PR 201-295	.41	10,5						
.232	5,9	.12	3,0	.16	4,0	9322	9323	9322F	PR 232-118	.25	6,3	.11	2,7	.47	12,0	245	
.240	6,1	.10	2,5	.16	4,0	9084	9085	9084F	PR 240-098	.24	6,0	.10	2,5			294	
		.14	3,5	.22	5,5	9324	9325	9324F	PR 240-138	.32	8,0	.12	3,0				

Standard colors black and white.
*Black nylon 6/6 UL 94V-0.



STYLE 1



- Designed for **fast and easy installation with no tools** - just fingertip pressure required.
- Simply place rivet into the hole and press down on the head to fasten; legs expand to securely fasten components.
- To release, simply pull up on rivet head section.
- Round head provides a clean, finished look.
- Part Description Key: PR X-Y where X = Mounting Hole Diameter (inches) and Y = minimum Panel Thickness (inches).
- Standard Material: Nylon 6. Nylon 6/6 UL 94V-0 available by special order, consult Heyco.
- Standard Pack - 1,000/bag.
- See Quick Specs on page 2.

HEYClip™ Heat Resistant Snap Rivets

WILL FIT THESE PANELS					PART NO.			DESCRIPTION	PART DIMENSIONS						EXTRACTION FORCE	
MOUNTING HOLE DIA.		PANEL THICKNESS			Tan Nylon 4/6 UL94V-2	Tan	Nylon 4/6 UL94V-2		A Length		B Head Height		C Head Diameter		N	Style
in.	mm.	Min.	Max.	in.				mm.	in.	mm.	in.	mm.	in.	mm.		
PR Tan Series																
.122	3,1	.04	1,0	.08	2,0	9028H		PR 122-039 HR Tan	.14	3,5						2
		.08	2,0	.12	3,0	9030H		PR 122-079 HR Tan	.18	4,5						
		.12	3,0	.16	4,0	9032H		PR 122-118 HR Tan	.22	5,6	.06	1,6	.25	6,4	78	
		.16	4,0	.19	5,0	9034H		PR 122-157 HR Tan	.26	6,5						
		.22	5,5	.26	6,5	9038H		PR 122-217 HR Tan	.32	8,0						
.142	3,6	.05	1,2	.08	2,1	9044H		PR 142-047 HR Tan	.14	3,5						1
		.08	2,1	.12	3,0	9046H		PR 142-083 HR Tan	.18	4,5						
		.11	2,7	.14	3,6	9048H		PR 142-106 HR Tan	.20	5,0	.06	1,6	.25	6,4	118	
		.12	3,0	.16	4,0	9050H		PR 142-118 HR Tan	.22	5,6						
.161	4,1	.10	2,5	.14	3,5	9058H		PR 161-098 HR Tan	.20	5,0					1	
		.14	3,5	.18	4,5	9060H		PR 161-138 HR Tan	.24	6,0						
		.18	4,5	.22	5,5	9062H		PR 161-177 HR Tan	.28	7,0	.07	1,8	.32	8,0		196
		.22	5,5	.26	6,5	9064H		PR 161-217 HR Tan	.32	8,0						
		.30	7,5	.34	8,5	9068H		PR 161-295 HR Tan	.39	10,0						

Standard color tan (beige).

ALL NEW PRODUCTS!



- Molded from Nylon 4/6 94V-2 - **heat resistant to 266°F (130°C)**.
- Automotive **tan** (beige) color.
- Designed for fast and easy installation with no tools - just fingertip pressure required.
- Simply place rivet into the hole and press down on the head to fasten; legs expand to securely fasten components.
- Part Description Key: PR X-Y where X = Mounting Hole Diameter (inches) and Y = minimum Panel Thickness (inches).
- Standard Pack - 1,000/bag.

STANDARD PACK 1,000/BAG

Material: Nylon 4/6
Flammability Rating: 94V-2
Temperature Rating (min and max): -0.4°F (-18°C) to 266°F (130°C)

Quick Specs



ALL NEW PRODUCTS!

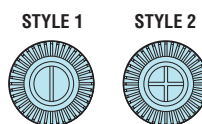
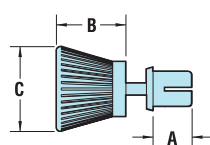
STANDARD PACK 1,000/BAG

HEYClip™ Releasable Type "T" Rivets

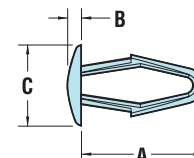
- The "T" style rivet is designed with a **large finger grip**, knob-shaped head for optimal installation and removal by simply pushing or pulling the rivet from the hole.
- Can be used multiple times.
- Part Description Key: KR X-Y where X = Mounting Hole Diameter (inches) and Y = minimum Panel Thickness (inches).
- Standard Material: Nylon 6. Nylon 6/6 UL 94V-0 available by special order, consult Heyco.
- Standard Pack - 1,000/bag.

WILL FIT THESE PANELS				PART NO.		DESCRIPTION	PART DIMENSIONS						STYLE			
MOUNTING HOLE DIA.		PANEL THICKNESS		Black	White		A Length		B Head Height		C Head Diameter					
in.	mm.	Min. in.	Max. mm.					in.	mm.	in.	mm.	in.	mm.			
KR Series																
.122	3,1	.04	1,0	.08	2,0	9088	9089	KR 122-039		.14	3,5					
		.08	2,0	.12	3,0	9090	9091	KR 122-079		.18	4,5					
		.12	3,0	.16	4,0	9092	9093	KR 122-118		.22	5,5	.32	8,0	.39	10,0	1
		.16	4,0	.20	5,0	9094	9095	KR 122-157		.26	6,5					
		.20	5,0	.24	6,0	9194	9195	KR 122-197		.30	7,5					
		.22	5,5	.26	6,5	9096	9097	KR 122-217		.32	8,0					
.142	3,6	.04	1,0	.08	2,0	9098	9099	KR 142-039		.14	3,5					
		.08	2,0	.12	3,0	9100	9101	KR 142-079		.18	4,5					
		.12	3,0	.16	4,0	9102	9103	KR 142-118		.22	5,5	.32	8,0	.39	10,0	2
		.14	3,5	.18	4,5	9104	9105	KR 142-137		.24	6,0					
		.18	4,5	.22	5,5	9106	9107	KR 142-177		.28	7,0					
		.22	5,5	.26	6,5	9196	9197	KR 142-217		.32	8,0					
.161	4,1	.10	2,5	.14	3,5	9108	9109	KR 161-098		.20	5,0					
		.14	3,5	.18	4,5	9110	9111	KR 161-137		.24	6,0					
		.18	4,5	.22	5,5	9112	9113	KR 161-177		.28	7,0	.32	8,0	.47	12,0	2
		.22	5,5	.26	6,5	9114	9115	KR 161-217		.32	8,0					
		.26	6,5	.30	7,5	9198	9199	KR 161-256		.35	9,0					
		.30	7,5	.34	8,5	9116	9117	KR 161-295		.39	10,0					

Standard colors black and white.



KR Series



DF Series

HEYClip™ Drive Fasteners

- Heyco Drive Fasteners help secure and fasten components and/or panels to a wide variety of materials such as wood, metal, particle board, plastic and rubber.
- Hollow body design increases flexibility, for easy installation.
- Part Description Key: DF X-Y where X = Mounting Hole Diameter (inches) and Y = minimum Panel Thickness (inches).

WILL FIT THESE PANELS				PART NO.		DESCRIPTION	PART DIMENSIONS								
MOUNTING HOLE DIA.		PANEL THICKNESS		Black	Natural		A Length		B Head Height		C Head Diameter				
in.	mm.	Min. in.	Max. mm.					in.	mm.	in.	mm.	in.	mm.		
DF Series															
.125	3,2	.04	1,0	.18	4,5	9201	9202	DF 125-039		.51	13,0	.06	1,5	.31	8,0
.154	3,9	.04	1,0	.20	5,0	9203	9204	DF 154-039		.55	14,0	.06	1,6	.35	9,0
.185	4,7	.04	1,0	.22	5,5	9205	9206	DF 185-039		.59	15,0	.07	1,7	.39	10,0
.307	7,8	.06	1,5	.28	7,0	9207	9208	DF 307-059		.75	19,0	.09	2,2	.55	14,0
.217	5,5	.24	6,0	.35	9,0	9209	9210	DF 217-236		.71	18,0	.08	2,0	.47	12,0

Standard colors black and natural.

	KR Series	DF Series
Material	Nylon 6	Acetal (POM)
Flammability Rating	94V-2	94-HB
Temperature Rating	-0.4°F (-18°C) to 185°F (85°C)	-0.4°F (-18°C) to 220°F (104°C)

Quick Specs